

# OIL SAMPLING

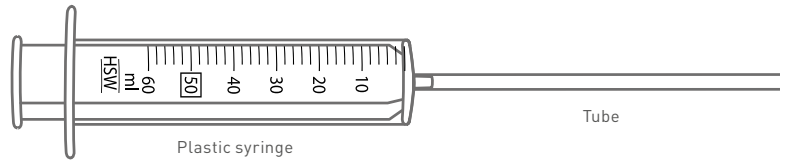
Instructions on the OELCHECK Oil sampling kit



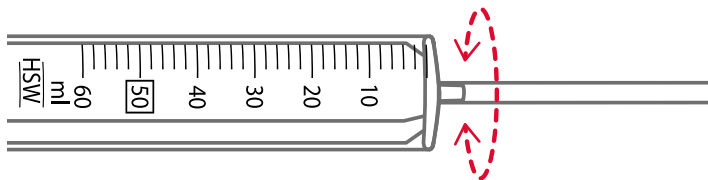
We recommend our practical oil sampling kit for one-time oil sampling. This allows you to take representative samples easily and reliably.

## The OELCHECK Oil sampling kit consists of:

1. Plastic syringe
2. Tube (Ø outside 6 mm, Ø inside 4 mm)



## PROCEDURE


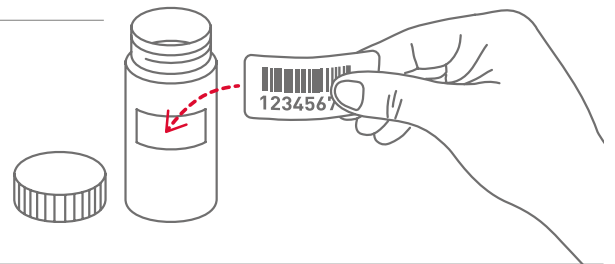


### 1 PREPARATION

Clean the sampling point to avoid contamination of the sample. Slide one end of the tube over the syringe opening. Ensure that the tube is firmly attached by turning the tube.

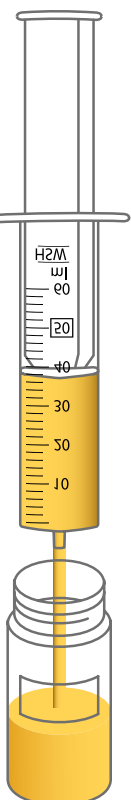
### 2 UNPACK THE SAMPLE BOTTLE

Remove the sample bottle from the protective film and unscrew the lid. If possible, place it in a secure, flat place. Remove the barcode with the laboratory number from the Sample Information Form and stick it onto the sample bottle.



### 3 PLACE THE TUBE & FILL THE SYRINGE

Pull the tube straight. Place the tube in the oil so that it does not touch the ground (insertion length: tank depth minus approx. 5 cm). If necessary, fix it to an aid (e.g. oil dipstick) with cable ties. Fill the syringe completely once.

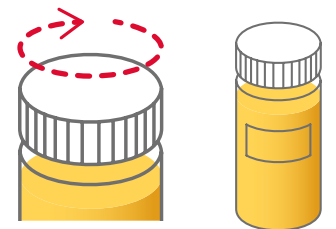


### 4 FILL THE SAMPLE BOTTLE

Remove the syringe from the tube and empty the contents into the sample bottle. Repeat the procedure until the bottle is almost completely filled.

### 5 CLOSE THE SAMPLE BOTTLE

Close the bottle leakproof with the lid.



## SHIPMENT GUIDELINES

- Enter your sample data online at [www.lab.report](http://www.lab.report) or complete the enclosed Sample Information Form.
- Tear off the reference slip from the Sample Information Form.
- Put the sample bottle and the Sample Information Form into the provided leakproof envelope. Send it to OELCHECK (within Germany free of charge with the provided UPS label).

PROBENBEGLEITSCHEN Sample Information Form (SIF)		OELCHECK since 1991		1234567	
UNIVERSAL	Probe	Maschine	Maschine	Kilometer	Customer
<b>Anforderung</b> <input type="checkbox"/> Dieselfahrer (D) <input type="checkbox"/> Dieselfahrer, Probefahrer/Leihwagen <input type="checkbox"/> Anfragen der Probe entgegennehmen. Sample information provided online <b>Sendet für die Analyse:</b> <input type="checkbox"/> Motoröl <input type="checkbox"/> Schmieröl <input type="checkbox"/> Schmieröl, Ölwechsel <input type="checkbox"/> Schmieröl, Ölwechsel <input type="checkbox"/> Schmieröl, Ölwechsel		<b>Maschinenbezeichnung</b> (Bitte vollständig ausfüllen!) (Nur für Flüssigöle) B.8. Maschinenname, Hersteller-Nr., Serien-Nr., Art. Maschinen-Ölart, Öl-Zusatz C.1. Maschinenname, Hersteller-Nr., Serien-Nr., Art. Maschinen-Ölart, Öl-Zusatz		<b>OELCHECK-Kundennummer/ Customer number</b> Filiale Containere Name Abteilung Straße, Postfach Ort, PLZ, DEU Country, DEU Telefon, Durchwahl Handy E-Mail Webseite	
<b>Probenentnahme</b> Datum/Date: 12/2012 Uhrzeit/Time: 10:00		<b>Komponente / Probe aus</b> (Komponente / Sample from) <input type="checkbox"/> Motoröl <input type="checkbox"/> Motoröl <input type="checkbox"/> Motoröl <input type="checkbox"/> Motoröl <input type="checkbox"/> Motoröl <input type="checkbox"/> Schmieröl <input type="checkbox"/> Schmieröl <input type="checkbox"/> Schmieröl <input type="checkbox"/> Schmieröl <input type="checkbox"/> Schmieröl		<input type="checkbox"/> Motoröl <input type="checkbox"/> Motoröl <input type="checkbox"/> Motoröl <input type="checkbox"/> Motoröl <input type="checkbox"/> Motoröl <input type="checkbox"/> Schmieröl <input type="checkbox"/> Schmieröl <input type="checkbox"/> Schmieröl <input type="checkbox"/> Schmieröl <input type="checkbox"/> Schmieröl	
<b>Profil</b> <input type="checkbox"/> Ab. 100 <input type="checkbox"/> Ab. 100 <input type="checkbox"/> Ab. 100 <input type="checkbox"/> Ab. 100 <input type="checkbox"/> Ab. 100 <input type="checkbox"/> Ab. 100 <input type="checkbox"/> Ab. 100 <input type="checkbox"/> Ab. 100 <input type="checkbox"/> Ab. 100 <input type="checkbox"/> Ab. 100		<b>Maschinen-/Fahrzeugtyp</b> (Maschine / Vehicle type) <input type="checkbox"/> Motor <input type="checkbox"/> Motor <input type="checkbox"/> Motor <input type="checkbox"/> Motor <input type="checkbox"/> Motor		<b>Ölmenge im System</b> (Oil quantity) <input type="checkbox"/> Motor <input type="checkbox"/> Motor <input type="checkbox"/> Motor <input type="checkbox"/> Motor <input type="checkbox"/> Motor	
<b>Ölhersteller</b> <input type="checkbox"/> Shell <input type="checkbox"/> Shell <input type="checkbox"/> Shell <input type="checkbox"/> Shell <input type="checkbox"/> Shell		<b>Standort / Bemerkung</b> (Location / Remark) <input type="checkbox"/> Motor <input type="checkbox"/> Motor <input type="checkbox"/> Motor <input type="checkbox"/> Motor <input type="checkbox"/> Motor		<b>Zusätzliche Angaben</b> (Additional information) <input type="checkbox"/> Motor <input type="checkbox"/> Motor <input type="checkbox"/> Motor <input type="checkbox"/> Motor <input type="checkbox"/> Motor	
<b>Das Probengut</b> (The sample) <input type="checkbox"/> Motoröl <input type="checkbox"/> Motoröl <input type="checkbox"/> Motoröl <input type="checkbox"/> Motoröl <input type="checkbox"/> Motoröl					

Reference slip